

S4OPTIK

A close-up photograph of the S4OPTIK examination chair. The image focuses on the adjustable arm and headrest mechanism. The arm is made of a light-colored, curved metal with three visible adjustment knobs. It is attached to a black, padded headrest. The background is a plain white surface.

EXAMINATION CHAIR

Model 1000-CH

Comfortable and sleek.

The S4OPTIK 1000-CH Examination Chair offers a superior patient experience.



Smooth and silent

- Enjoy smooth, virtually silent lifting with the Swiss-made KleanTech® lift system
- Holds up to 560lbs (254kg)
- Seat raises to 31.55" (80.1cm) and lowers to 19.75" (50.2cm)





Flexibility and comfort

- Optimal patient flexibility with individually retractable armrests
- Upholstered for maximum comfort
- Solid construction supports ingress/egress

S4OPTIK 1000-CH

Examination Chair Specs

Shipping Weight: 260 lb

Gross Weight: 225 lb

Baseplate: 22"x23.25"

Lift Capacity (lb): 560 lb

Ground to Seat: 19.75"

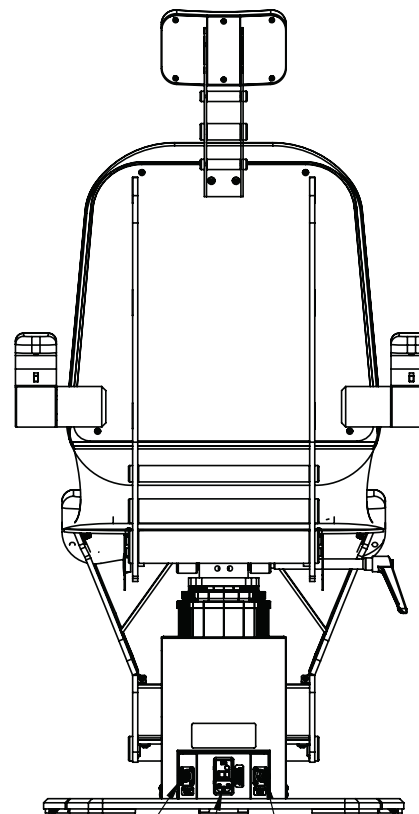
Lift Column Stroke: 11.8"

Rotation: 360°

Tilt Mechanism: None

Input Voltage: 100-240 VAC, 50/60Hz

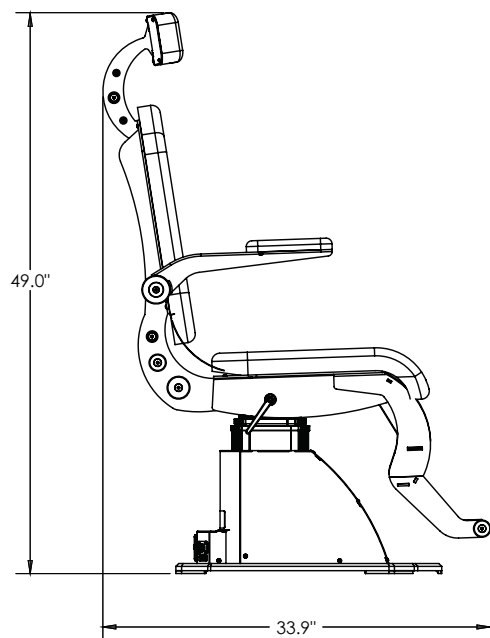
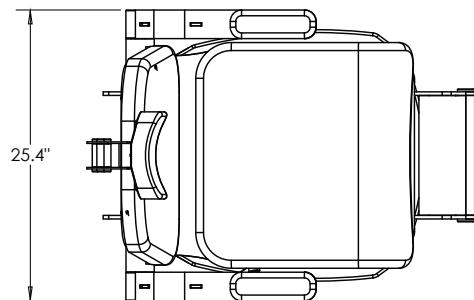
Fuses: 8A Main



4 POSITION CPC CONNECTOR
(TAKES FOOTPEDAL CABLE)

IEC C14 INPUT POWER MODULE
(TAKES POWER CORD WITH IEC C13 END)

4 POSITION CPC CONNECTOR
(TAKES CHAIR TO STAND CABLE)



CHAIR UPRIGHT
(NO RECLINE)

About S4OPTIK

Modern Design, Quality Materials, Exceptional Value.

Understanding the unique needs of eye care practices all over the world, S4OPTIK delivers extraordinary value in high quality diagnostic equipment and accessories. With modern designs to enhance your office environment, competitive prices to help you manage your costs, and an industry leading warranty, S4OPTIK eye care instruments help you deliver the very best in patient care. Contact us today for pricing.